



2022 Annual  
**WATER QUALITY  
REPORT**

**Arcola-Tuscola Water Transmission  
Main**

PWS ID: IL0410020

**QUALITY. ONE MORE WAY  
WE KEEP LIFE FLOWING.**

# What is a Consumer Confidence Report (CCR)



**Each year, Arcola-Tuscola Transmission Main, operated by Illinois American Water, produces a Water Quality Report. For more information about this report, please contact Markesha Davis at 217-377-4764.**

Once again, we proudly present our Annual Water Quality Report, also referred to as a Consumer Confidence Report (CCR). CCRs let consumers know what contaminants, if any, were detected in their drinking water as well as related potential health effects. CCRs also include details about where your water comes from and how it is treated. Additionally, they educate customers on what it takes to deliver safe drinking water and highlight the need to protect drinking water sources.

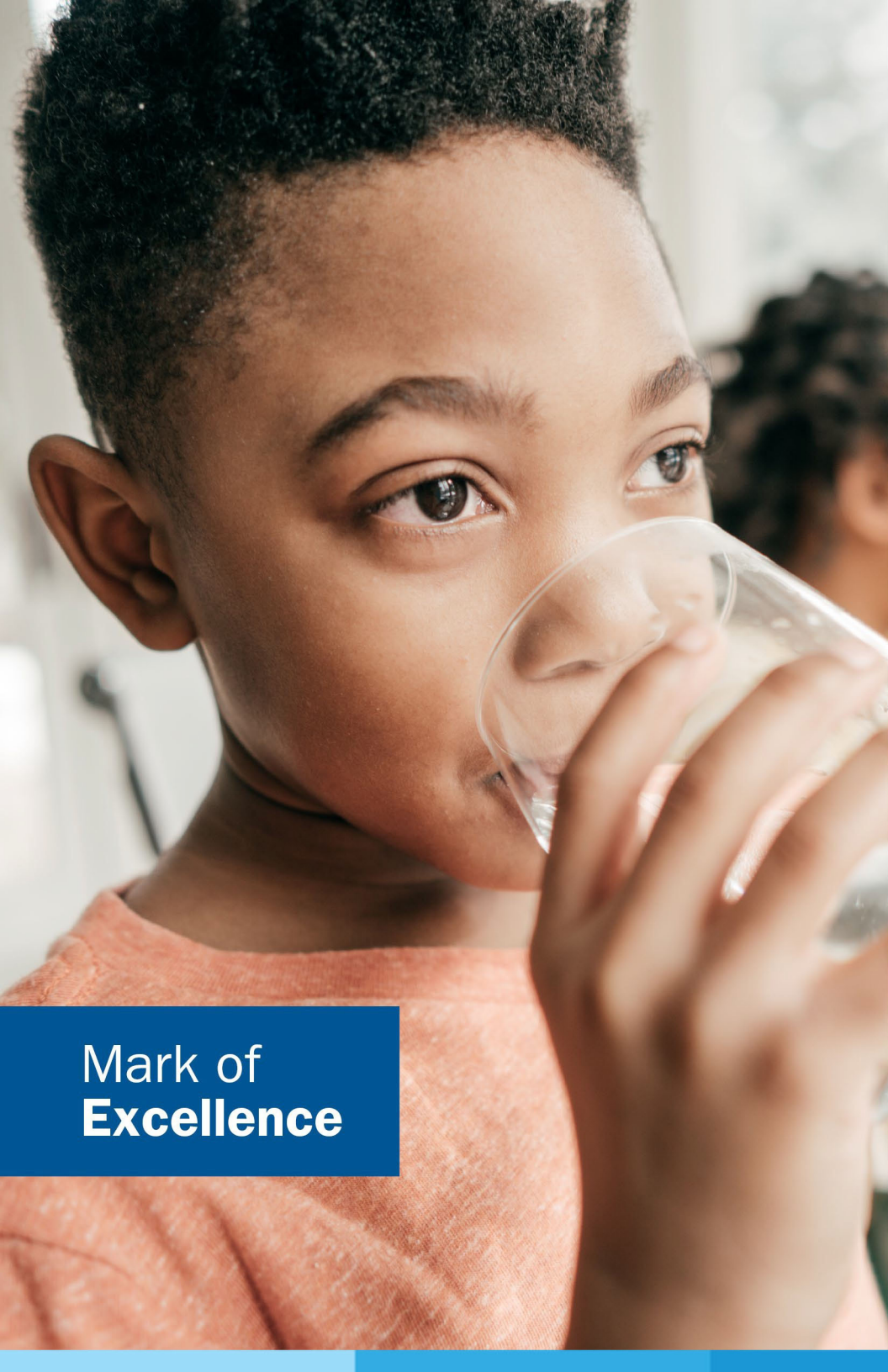
## **ATTENTION: Landlords and Apartment Owners**

**Please share a copy of this notice with your tenants. It includes important information about their drinking water quality.**

## **TABLE OF CONTENTS**

What is a Consumer Confidence Report	2
Mark of Excellence	3
About Your Drinking Water Supply	4
What are the Sources of Contaminants?	5
Protecting Your Drinking Water Supply	6
About Lead	7
Determining Your Service Line Material	8
Important Information About Your Water	9-10
Water Quality Results	11
Definitions of Terms Used in Document	12
Water Quality Results: Detailed Charts	13-15
Contact Us	16





Mark of  
Excellence



### EVERY STEP OF THE WAY.

Our team monitors and tests your water at multiple points throughout our process of drawing it from its source, treating it to meet drinking water standards, and distributing it through our pipeline systems. **In fact, American Water performs over one million tests annually for about 100 regulated contaminants, nationwide.**



### EXPERTISE. RECOGNIZED AT THE HIGHEST LEVEL.

American Water is an expert in water quality testing, compliance and treatment and has established industry-leading water testing facilities. Our dedicated team of scientists and researchers are committed to finding solutions for water quality challenges and implementing new technologies. American Water is recognized as an industry leader in water quality and works cooperatively with the EPA so that drinking water standards and new regulations produce benefits for customers and public water suppliers. American Water has earned awards from the EPA's Partnership for Safe Water as well as awards for superior water quality from state regulators, industry organizations, individual communities, and government and environmental agencies.



### WATER QUALITY. DOWN TO A SCIENCE.

Our team also has access to American Water's Central Laboratory in Belleville, Illinois, which conducts sophisticated drinking water testing and analysis. American Water scientists refine testing procedures, innovate new methods, and set new standards for detecting potentially new contaminants—even before regulations are in place.



### MAINTAINING QUALITY FOR FUTURE GENERATIONS.

Just as Illinois American Water invests in research and testing, we also understand the importance of investing in the infrastructure that provides high-quality water service to you. Last year alone, **we invested approximately \$233 million to improve our water and wastewater treatment and pipeline systems.**



# About Your Drinking Water Supply

## WHERE YOUR WATER COMES FROM

The Arcola-Tuscola Transmission Main gets its supply from the Champaign Water district. The source of supply for the Champaign District is groundwater. Currently 21 wells deliver water for treatment to two lime softening plants: the Mattis Ave Plant, located in Champaign, and the Bradley Ave Plant, located West of Champaign. The wells are in the Mahomet Sands Aquifer and supply both plants. The wells range from 208 to 366 feet in depth and are protected from surface contamination by geologic barriers in the aquifers. The Illinois Environmental Protection Agency (IEPA) has determined that Illinois American Water - Champaign wells are not susceptible to IOC, VOC, or SOC contamination. This determination is based on several criteria including monitoring conducted at the wells; monitoring conducted at the entry point to the distribution system; and the available hydrogeological data for the wells.

The IEPA has completed a source water assessment for the Champaign system, from whom the Arcola Tuscola Water Transmission Main receives its water, and a copy is available upon request by calling Markesha Davis, Supervisor of Water Quality and Environmental Compliance, at 217 377-4764. To view a summary version of the completed Source Water Assessments, including Importance of Source Water; Susceptibility to Contamination determination; and documentation/recommendation of Source Water Protection Efforts, you may access the Illinois EPA website at <http://dataservices.epa.illinois.gov/swap/factsheet.aspx>



## DID YOU KNOW?

that easy-to-fix water leaks account for nearly 1 trillion gallons of water wasted each year in U.S. homes? In fact, the average household leaks nearly 10,000 gallons of water per year, or the amount of water it takes to wash 300 loads of laundry.

Many common household leaks are quick to find and easy to fix. Worn toilet flappers, dripping faucets, and leaking showerheads all are easily correctable and can save on your utility bill and water in your community.

Remember to look for the WaterSense label when purchasing plumbing products. WaterSense labeled products are independently certified to use at least 20 percent less water.





# What are the Sources of Contaminants?

To provide tap water that is safe to drink, EPA prescribes regulations which limit the amount of certain contaminants in water provided by public water systems. U.S. Food and Drug Administration (FDA) regulations establish limits for contaminants in bottled water which must provide the same protection for public health.

Drinking water, including bottled water, may reasonably be expected to contain at least small amounts of some contaminants. The presence of contaminants does not necessarily indicate that water poses a health risk. More information about contaminants and potential health effects can be

obtained by calling the Environmental Protection Agency's Safe Drinking Water Hotline (800-426-4791).

The sources of drinking water (both tap water and bottled water) include rivers, lakes, streams, ponds, reservoirs, springs, aquifers and/or groundwater. As water travels over the surface of the land or through the ground, it dissolves naturally-occurring minerals and, in some cases, radioactive material, and can pick up substances resulting from the presence of animals or from human activity.

**SPECIAL HEALTH INFORMATION**

Some people may be more vulnerable to contaminants in drinking water than the general population. Immuno-compromised persons such as persons with cancer undergoing chemotherapy, persons who have undergone organ transplants, people with HIV/AIDS or other immune system disorders, some elderly, and infants can be particularly at risk from infections. These people should seek advice about drinking water from their health care providers. EPA/Centers for Disease Control and Prevention (CDC) guidelines on appropriate means to lessen the risk of infection by Cryptosporidium and other microbial contaminants are available from the Safe Drinking Water Hotline (800-426-4791).

## CONTAMINANTS THAT MAY BE PRESENT IN SOURCE WATER INCLUDE:

<b>Microbial Contaminants</b>	such as viruses and bacteria, which may come from sewage treatment plants, septic systems, agricultural livestock operations, and wildlife.
<b>Inorganic Contaminants</b>	such as salts and metals, which can be naturally occurring or may result from urban storm water runoff, industrial or domestic wastewater discharges, oil and gas production, mining, or farming.
<b>Pesticides and Herbicides</b>	which may come from a variety of sources, such as agriculture, urban storm water runoff, and residential uses.
<b>Organic Chemical Contaminants</b>	including synthetic and volatile organic chemicals, which are by-products of industrial processes and petroleum production, and may also, come from gas stations, urban storm water runoff, and septic systems.
<b>Radioactive Contaminants</b>	which can be naturally occurring or may be the result of oil and gas production and mining activities.





# Protecting Your Drinking Water Supply

Protecting drinking water at its source is an important part of the process to treat and deliver high quality water. It takes a community effort to protect our shared water resources. This includes utilities, businesses, residents, government agencies and organizations. Everyone who lives, works, and plays in the area has a role and stake in clean water supplies.

## WHAT CAN YOU DO?

Quality drinking water starts upstream. Everyone can help maintain and improve drinking water supplies through the following actions:

- Properly dispose of pharmaceuticals, household chemicals, oils and paints. Materials can impact water ways if poured down the drain, flushed down the toilet, or dumped on the ground.
- Check for leaks from automobiles and heating fuel tanks. Clean up any spills using an absorbent material like cat litter. Sweep up the material and put it in a sealed bag. Check with the local refuse facility for proper disposal.
- Clean up after your pets and limit the use of fertilizers and pesticides.
- Take part in watershed activities.

**Report any spills, illegal dumping or suspicious activity to Illinois Environmental Protection Agency:** [www.epa.illinois.gov](http://www.epa.illinois.gov) or (217) 782-3397.

## FOR MORE INFORMATION

To learn more about your water supply and local activities, visit us online at [illinoisamwater.com](http://illinoisamwater.com). If you would like to provide input on source water protection and related activities, please call 217-377-4764 and ask to be put in contact with the water quality source water protection lead.

## WHAT ARE WE DOING?

Our priority is to provide reliable, quality drinking water service for customers. The source of supply is an important part of that mission. We work to understand and reduce potential risks to your drinking water supply.

**Here are a few of the efforts underway to protect our shared water resources:**



**Community Involvement:** We have a proactive public outreach program to help spread the word and get people involved. This includes school education, contests, and other community activities.



**Environmental Grant Program:** Each year, we fund projects that improve water resources in our local communities.



**Pharmaceutical Collection:** We sponsor drop box locations across the Commonwealth for residents to safely dispose of unwanted drugs for free. This helps keep pharmaceutical products from entering water supplies.



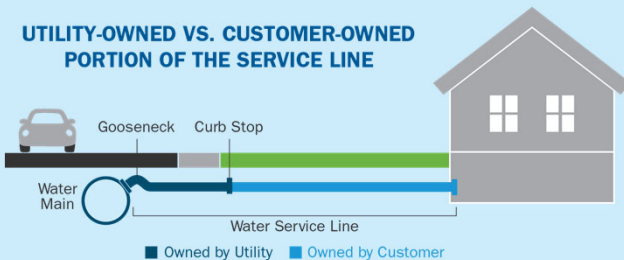
**Protect Our Watersheds Art Contest:** Open to third, fourth, and fifth graders, the contest encourages students to use their artistic skills to express the importance of water service.

We also take a green approach to our operations. We recycle to reduce waste, use solar to generate power, partner with farmers to apply residuals and biosolids, and more.

# About Lead

If present, elevated levels of lead can cause serious health problems, especially for pregnant women and young children. Lead in drinking water is primarily from materials and components associated with service lines and home plumbing. American Water is responsible for providing high quality drinking water, but cannot control the variety of materials used in plumbing components. When your water has been sitting for several hours, you can minimize the potential for lead exposure by flushing your tap for 30 seconds to 2 minutes before using water for drinking or cooking. If you are concerned about lead in your water, you may wish to have your water tested. Information on lead in drinking water, testing methods, and steps you can take to minimize exposure is available from the Safe Drinking Water Hotline or at <http://www.epa.gov/safewater/lead>.

## UTILITY-OWNED VS. CUSTOMER-OWNED PORTION OF THE SERVICE LINE



Please note: This diagram is a generic representation. Variations may apply.

## The most common source of lead in tap water is from the customer's plumbing and their service line.

The utility-owned water mains are not made of lead; however, the water service line that carries the water from the water main in the street to your home could be. Homeowners' service lines may be made of lead, copper, galvanized steel or plastic. You can assess your service line material where it enters your home, typically in your basement, crawl space or garage, near the inlet valve.

### MINIMIZING YOUR POTENTIAL EXPOSURE

You cannot see, smell or taste lead, and boiling water will not remove lead. Here are steps you can take to reduce your potential exposure if lead exists in your home plumbing.

### CHECK YOUR PLUMBING AND SERVICE LINE

If you live in an older home, consider having a licensed plumber check your plumbing for lead. If your service line is made of lead, and you're planning to replace it, be sure to contact us at 1-217-377-4764.



**1. Flush your taps.** The longer the water lies dormant in your home's plumbing, the more lead it might contain. If the water in your faucet has gone unused for more than six hours, flush the tap with cold water for 30 seconds to two minutes before drinking or using it to cook. To conserve water, catch the running water and use it to water your plants.



**2. Use cold water for drinking and cooking.** Hot water has the potential to contain more lead than cold water. If hot water is needed for cooking, heat cold water on the stove or in the microwave.



**3. Routinely remove and clean all faucet aerators.**



**4. Look for the "Lead Free" label** when replacing or installing plumbing fixtures.



**5. Follow manufacturer's instructions for replacing water filters** in household appliances, such as refrigerators and ice makers, as well as home water treatment units and pitchers. Look for NSF 53 certified filters.



**6. Flush after plumbing changes.** Changes to your service line, meter, or interior plumbing may result in sediment, possibly containing lead, in your water supply. Remove the strainers from each faucet and run the water for 3 to 5 minutes.







# Determining Your Service Line Material

Homeowners' service lines are most commonly made of lead, copper, galvanized steel or plastic. Homes built before 1930 are more likely to have lead plumbing systems.

## There are different ways that you can determine if you have a lead service line.

- You can access your service line material where it enters your home, typically in your basement, crawl space or garage, near the inlet valve and identify the pipe material using the chart on the right.
- A licensed and insured plumber can inspect your pipes and plumbing.
- Lead test kits can be purchased at local hardware and home improvement stores. These kits are used to test paint, but can also be used to test pipe – not the water inside. Look for an EPA recognized kit. Wash your hands after inspecting plumbing and pipes.

## TYPES OF PIPE

	• Galvanized: A dull, silver-gray color. Use a magnet - strong magnets will typically cling to galvanized pipes.
	• Copper: The color of a copper penny.
	• Plastic: Usually white, rigid pipe that is jointed to water supply piping with a clamp. Note: It can be other colors, including blue and black.
	• Lead: A dull, silver-gray color that is easily scratched with a coin. Use a magnet - strong magnets will <u>not</u> cling to lead pipes.

## YOUR SERVICE LINE MATERIAL

At Illinois American Water, providing safe, reliable water service is our top priority. In January 2022, the state of Illinois enacted legislation that requires all water providers to share with customers the material of the utility-owned and customer-owned service lines that lead to their property, notify customers with service lines that are lead or galvanized steel, and replace them.

Please note if your service lines contain lead, it does not mean you cannot use water as you normally do. Illinois American Water regularly tests for lead in drinking water and our water meets state and federal water quality regulations, including those set for lead. For added protection and to comply with the new legislation, we will be removing lead and lead/galvanized piping from service lines over time. For more information on lead in drinking water, please visit <https://www.amwater.com/ilaw/Water-Quality/Lead-And-Drinking-Water/>




# Important Information About **Drinking Water**

## **IMPORTANT HEALTH INFORMATION**

Drinking water, including bottled water, may reasonably be expected to contain at least small amounts of some contaminants. The presence of contaminants does not necessarily indicate that water poses a health risk. More information about contaminants and potential health effects can be obtained by calling the EPA's Safe Drinking Water Hotline (1-800-426-4791).

Some people may be more vulnerable to contaminants in drinking water than the general population. Immuno-compromised persons such as persons with cancer undergoing chemotherapy, persons who have undergone organ transplants, people with HIV/AIDS or other immune system disorders, some elderly, and infants can be particularly at risk from infections. These people should seek advice about drinking water from their health care providers. EPA/CDC guidelines on appropriate means to lessen the risk of infection by *Cryptosporidium* and other microbial contaminants are available from the Safe Drinking Water Hotline (1-800-426-4791).





## UNREGULATED CONTAMINANT MONITORING RULE (UCMR)

The EPA created the Unregulated Contaminants Monitoring Rule (UCMR) to assist them in determining the occurrence of unregulated contaminants in drinking water and whether new regulations are warranted. The first Unregulated Contaminants Monitoring Rule (UCMR1) testing was completed in 2003 for a list of contaminants specified by the EPA.

Unregulated contaminants are those for which the EPA has not established drinking water standards. UCMR2 testing was conducted between November 2008 and August 2009, and UCMR3 assessment monitoring was conducted between January 2013 and December 2016. The fourth list of contaminants to monitor as part of the UCMR was published by the EPA in December 2016. UCMR4 testing began in 2018 and was completed in 2020. The results from the UCMR monitoring are reported directly to the EPA. The results of this monitoring are incorporated in the data tables in this report as appropriate. For more information, contact Markesha Davis at 217-377-4764

## PFAS Monitoring

PFAS refers to per- and polyfluoroalkyl substances, a class of synthetic chemicals, manufactured for industrial applications and commercial household products such as: non-stick cookware; waterproof and stain resistant fabrics and carpets; firefighting foam and cleaning products. The properties that make these chemicals useful in so many of our every-day products also resist breaking down and therefore persist in the environment. Exposure may be from food, food packaging, consumer products, house dust, indoor and outdoor air, drinking water and at workplaces where PFAS are made or used.

The science and regulation of PFAS and other contaminants is always evolving, and Illinois American Water strives to be a leader in research and development. PFAS contamination is one of the most rapidly changing areas in the drinking water field. We have invested in our own independent research, as well as engaging with other experts in the field to understand PFAS occurrence in the environment. We are also actively assessing treatment technologies that can effectively remove PFAS from drinking water, because we believe that investment in research is critically important to addressing this issue.

IL EPA established Health Advisory Levels for several PFAS analytes in 2021. For more information about PFAS health advisories <https://www2.illinois.gov/epa/topics/water-quality/pfas/Pages/pfas-healthadvisory.aspx>



American Water has a history of leading research to understand contaminants that can make their way through the environment. Our dedicated scientists work with leaders in the water community to develop methods to detect, sample, measure and address these contaminants. Because investment in research is critical to address PFAS, American Water actively assesses treatment technologies that can effectively remove PFAS from drinking water.

**Lauren A. Weinrich, Ph.D.**  
Principal Scientist





## Water Quality Results

### **WATER QUALITY STATEMENT**

We are pleased to report that during calendar year 2022, the results of testing of your drinking water complied with all state and federal drinking water requirements.

For your information, we have compiled a list in the table below showing the testing of your drinking water during 2022. The Illinois Environmental Protection Agency allows us to monitor for some contaminants less than once per year because the concentration of the contaminants does not change frequently. Some of our data, though representative, are more than one year old.

# Definition of Terms

These are terms that may appear in your report.

**Action Level (AL):** The concentration of a contaminant, which, if exceeded, triggers treatment or other requirements, that a water system must follow.

**Compliance Achieved:** Indicates that the levels found were all within the allowable levels as determined by the USEPA.

**Level 1 Assessment:** A Level 1 assessment is a study of the water system to identify potential problems and determine (if possible) why total coliform bacteria have been found in our water system.

**Level 2 Assessment:** A Level 2 assessment is a very detailed study of the water system to identify potential problems and determine (if possible) why an E. coli MCL violation has occurred and/or why total coliform bacteria have been found in our water system on multiple occasions.

**LRAA:** Locational Running Annual Average

**Maximum Contaminant Level (MCL):** The highest level of a contaminant that is allowed in drinking water. MCLs are set as close to the MCLGs as feasible using the best available treatment technology. See also Secondary Maximum Contaminant Level (SMCL).

**Maximum Contaminant Level Goal (MCLG):** The level of a contaminant in drinking water below which there is no known or expected risk to health. MCLGs allow for a margin of safety.

**Maximum Residual Disinfectant Level (MRDL):** The highest level of disinfectant allowed in drinking water. There is convincing evidence that addition of a disinfectant is necessary for control of microbial contaminants.

**Maximum Residual Disinfectant Level Goal (MRDLG):** The level of a drinking water disinfectant below which there is no known or expected risk to health. MRDLGs do not reflect the benefits of the use of disinfectants to control microbial contaminants.

**MREM/year:** Millirems per year (a measure of radiation absorbed by the body).

**MFL:** Million fibers per liter.

**NA:** Not applicable

**ND:** Not detected

**Nephelometric Turbidity Units (NTU):** Measurement of the clarity, or turbidity, of the water.

**picocuries per liter (pCi/L):** Measurement of the natural rate of disintegration of radioactive contaminants in water (also beta particles).

**parts per billion (ppb):** One part substance per billion parts water, or micrograms per liter.

**parts per million (ppm):** One part substance per million parts water, or milligrams per liter.

**parts per trillion (ppt):** One part substance per trillion parts water, or nanograms per liter.

**RAA:** Running Annual Average

**Range of Detections:** The range of individual sample results, from lowest to highest, that were collected during the sample period.

**Secondary Maximum Contaminant Level (SMCL):** Secondary MCLs are set to protect the odor, taste, and appearance of drinking water.

**Treatment Technique (TT):** A required process intended to reduce the level of a contaminant in drinking water.

**%:** Percent

## MEASUREMENTS

### Parts Per Million



in a 10 gallon fish tank

### Parts Per Billion



in a 10,000 gallon swimming pool

### Parts Per Trillion



in 35 junior size Olympic pools



# Water Quality Results

Illinois American Water conducts extensive monitoring to determine if your water meets all water quality standards. The detections of our monitoring are reported in the following tables. While most monitoring was conducted in 2022, certain substances are monitored less than once per year because the levels do not change frequently. For help with interpreting the tables below, see previous page “Definition of Terms”.

## HOW TO READ THIS TABLE (FROM LEFT TO RIGHT)

- Starting with **Substance (with units)**, read across.
- **Year Sampled** is usually in 2022, but may be a prior year.
- A **Yes** under **Compliance Achieved** means the amount of the substance met government requirements.
- **MCLG/MRDLG** is the goal level for that substance (this may be lower than what is allowed).
- **MCL/MRDL/TT/Action Level** shows the highest level of substance (contaminant) allowed.
- **Highest, Lowest or Average Compliance Result** represents the measured amount detected.
- **Range** tells the highest and lowest amounts measured.
- **Typical Source** tells where the substance usually originates.

Some unregulated substances are measured, but maximum contaminant levels have not been established by the government. These contaminants are shown for your information.

**NOTE: Regulated contaminants not listed in this table were not found in the treated water supply.**

### LEAD AND COPPER MONITORING PROGRAM - At least 5 tap water samples are collected at customers' taps every 3 years.

Substance (with units)	Year Sampled	Compliance Achieved	MCLG	Action Level (AL)	90 <sup>th</sup> Percentile	Homes Above Action Level	Typical Source
Lead (ppb)	2021	Yes	0	15	1	0	Corrosion of household plumbing systems; Erosion of natural deposits.
Copper (ppm)	2021	Yes	1.3	1.3	0.102	0	Erosion of natural deposits; Leaching from wood preservatives; Corrosion of household plumbing systems.

### DISINFECTION BYPRODUCTS - Collected In the Distribution System

Substance (with units)	Year Sampled	Compliance Achieved	MCLG	MCL	Highest Compliance Result	Range Detected	Typical Source
Haloacetic Acids (HAAs) (ppb)	2022	Yes	NA	60	25	25.2 to 25.2	By-product of drinking water disinfection.
Total Trihalomethanes (TTHMs) (ppb)	2022	Yes	NA	80	49	48.5 to 48.5	By-product of drinking water disinfection.

### DISINFECTANTS - Collected In the Distribution System

Substance (with units)	Year Sampled	Compliance Achieved	MCLG	MCL	Highest Compliance Result	Range Detected	Typical Source
Chlorine (ppm)	2022	Yes	MRDLG = 4	MRDL = 4	2.5	1.64 to 3.61	Water additive used to control microbes.

### REGULATED SUBSTANCES - Collected at the Champalgn Treatment Plant

Substance (with units)	Year Sampled	Compliance Achieved	MCLG	MCL	Highest Compliance Result	Range Detected	Typical Source
Arsenic (ppb)	2021	Yes	0	10	1	0 to 1	Erosion of natural deposits; Runoff from orchards, Runoff from glass and electronics production wastes.
Fluoride (ppm)	2021	Yes	4	4.0	0.6	0.57 to 0.6	Erosion of natural deposits; Water additive which promotes strong teeth; Discharge from fertilizer and aluminum factories.
Combined Radium 226/228 (pCi/L)	2018	Yes	0	5	1.512	1.512 to 1.512	Erosion of natural deposits.
Gross alpha excluding radon and uranium (pCi/L)	2018	Yes	0	15	1.24	1.24 to 1.24	Erosion of natural deposits.

Nitrate in drinking water at levels above 10 ppm is a health risk for infants of less than six months of age. High nitrate levels in drinking water can cause blue baby syndrome. Nitrate levels may rise quickly for short periods of time because of rainfall or agricultural activity. If you are caring for an infant, you should ask for advice from your health care provider.

While your drinking water meets EPA standards for arsenic, it does contain low levels of arsenic. EPA's standard balances the current understanding of arsenic's possible health effects against the costs of removing arsenic from drinking water. EPA continues to research the health effects of low levels of arsenic, which is a mineral known to cause cancer in humans at high concentrations and is linked to other health effects such as skin damage and circulatory problems.



**OTHER SUBSTANCES OF INTEREST - Collected at the Champaign Treatment Plant**

Substance (with units)	Year Sampled	Compliance Achieved	MCLG	MCL	Highest Result	Range Detected	Typical Source
Sodium (ppm)	2021	Yes	NA	NA	45.1	40.1 to 45.1	Erosion from naturally occurring deposits. Used in water softener regeneration.

For healthy individuals, the sodium intake from water is not important because a much greater intake of sodium takes place from salt in the diet. However, sodium levels above the recommended upper limit may be of concern to individuals on a sodium restricted diet.

**UNREGULATED CONTAMINANT MONITORING RULE**

Unregulated contaminants are those for which the EPA has not established drinking water standards. The purpose of unregulated contaminant monitoring is to assist the EPA in determining the occurrence of unregulated contaminants in drinking water and whether future regulation is necessary. Every five years, the EPA issues a new list of no more than 30 unregulated contaminants to be monitored.

**ADDITIONAL WATER QUALITY PARAMETERS OF INTEREST -Collected at the Champaign Treatment Plant**

Parameter	Units	Year	Average Result	Range Detected	Typical Source
Manganese*	ppb	2019	4	ND to 19	Naturally-occurring elemental metal; largely used in aluminum alloy production. Essential dietary element.

\* Manganese has a Secondary MCL of 150 ppb.

# How to Contact Us

If you have any questions about this report, your drinking water, or service, please contact Illinois American Water's Customer Service Center Monday to Friday, 7 a.m. to 7 p.m. at 1-800-422-2782.

## WATER INFORMATION SOURCES

### Illinois American Water

[www.illinoisamwater.com](http://www.illinoisamwater.com)

### Centers for Disease Control and Prevention

[www.cdc.gov](http://www.cdc.gov)

### United States Environmental Protection Agency

<https://www.epa.gov/ground-water-and-drinking-water>

### American Water Works Association

[www.drinktap.org](http://www.drinktap.org)

### Illinois Environmental Protection Agency (IEPA)

[www.epa.illinois.gov](http://www.epa.illinois.gov)

### Safe Drinking Water Hotline: 800-426-4791

<https://www.epa.gov/ground-water-and-drinking-water/safe-drinking-water-hotline>

### Envirofacts

Access to U.S. environmental data

<https://www3.epa.gov/enviro>

### Surf Your Watershed

Locate your watershed and a host of information

<http://cfpub.epa.gov/surf/locate/index.cfm>

**This report contains important information about your drinking water. Translate it, or speak with someone who understands it at 1-800-422-2782.**

This report contains important information about your drinking water. Translate it, or speak with someone who understands it at 1-800-422-2782.

Este informe contiene información muy importante sobre su agua potable. Tradúzcalo o hable con alguien que lo entienda bien al 1-800-422-2782.

Ntawm no yog ib co lus qhia tseem ceeb heev txog koj cov dej seb huv npaum li cas. Yog tias koj xav tau kev pab txhais cov lus qhia no, thov hu rau peb ntawm 1-800-422-2782.

這是關於您的水質的十分重要的資訊。如果您需要幫助翻譯此資訊請致電 **1-800-422-2782** 與我們聯繫。

आपके पानी की गुणवत्ता के बारे में यह बहुत महत्वपूर्ण सूचना है। यदि इस सूचना के अनुवाद के लिए आपको सहायता की जरूरत हो, तो कृपया **1-800-422-2782** र हमें काल करें।

**Это очень важная информация о качестве Вашей воды. Если Вам требуется перевод этой информации, позвоните нам по телефону 1-800-422-2782.**

Ito ay isang napakahalagang impormasyon tungkol sa kalidad ng iyong tubig. Kung iyong kailangan ng tulong sa pagsalin ng impormasyon na ito, mangyaring tumawag sa amin sa 1-800-422-2782.

Đây là thông tin rất quan trọng về chất lượng nước của quý vị. Nếu quý vị cần thông dịch thông tin này, xin gọi chúng tôi theo số 1-800-422-2782.